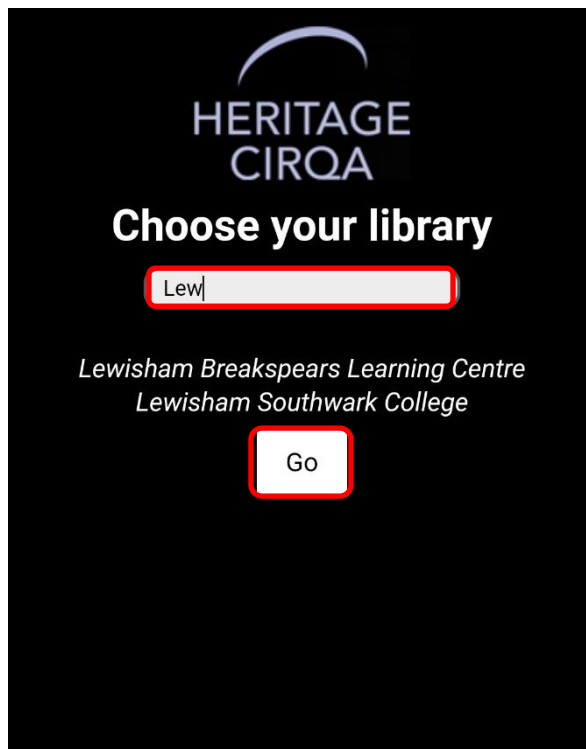


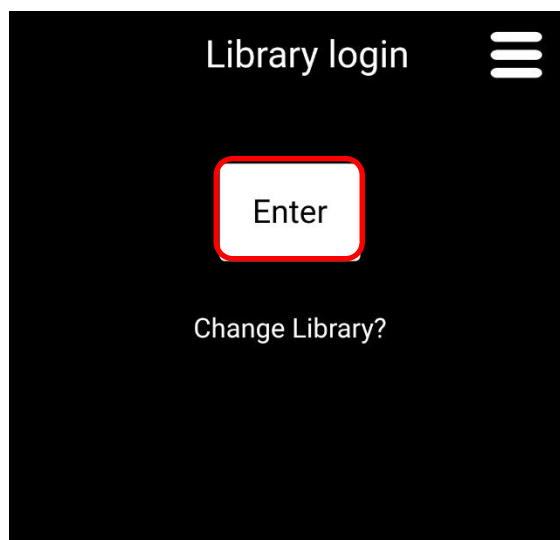
Getting started with the MyCirqa app

Download the app from [Google Play](#) (Android devices) or from the [App Store](#) (Apple devices).

Open the app and in the “Choose your library” box type in “Lew”. This will bring up our Learning Centre. Click on **Go**.



Press **Enter**.



Log in to the app by entering your student number as the username. Your password (PIN) is your date of birth in the form *ddmmyy*, so for example if you were born on the 5th March 2001 you would enter 050301. *If you wish to change your pin please contact the Learning Centre.*

Cirqa Identity Provider

Login

Local Login

Username
1234567


Password
.....

Remember My Login

Login

Press **Login** when you have entered your details.

Once you've logged in you will be taken to the home screen. From here you can see your loans, any reservations you've made, reservations which are ready to collect, overdues and messages from the Learning Centre.



To renew your books, you will need to press the **Loans** tile. You will then see the books that you've got out on loan and the option to renew them. You can renew your books twice before they have to be returned to the Learning Centre.

